



Whiteman Mixers



Plaster/Mortar and Concrete models

Construction Starts Here

www.multiquip.com



Whiteman Plaster/Mortar Mixers

7- and 9-cu.ft. • Steel or Poly Drums

For the professional contractor!

Whiteman mixers have the features, quality, and engineering excellence preferred by the contractor and the equipment rental industry. Our heavy-duty mixers are reliable, easy to maintain and are available in a full range of sizes and engine configurations for most any application.

Choose from steel or EasyClean™ polyethylene drums. Whatever your selection, Whiteman sets the standard.

Available in 7-, 9-, and 12-cubic foot capacities, with your choice of power and drum materials.



Model WM90S
(9 cu. ft., Steel drum)

EasyClean™ polyethylene drums.
(Steel drums also available.)

High-strength cast iron paddle arms with wiper blades for a clean, uniform mix.

Rugged 14-gauge steel engine covers with punched ventilation openings for increased cooling and added strength.

Heavy-duty safety grate with built-in bag cutter.

Durable paddle shaft of 1 3/4" square hardened steel. Double-sealed bearings.

Drum lock allows positive "mix" and "tow" positions.

Heavy-duty removable tow tongue made of tough schedule 80 steel.

Forklift pocket

Solid 1 5/8" solid axle with large B78x13" tires for smooth towing.


Available with loop coupler, 2" ball coupler or pin-type coupler.

Model WM90P
(9 cu. ft., Poly drum)



Heavy-Duty Features

7- and 9-cu.ft. • Steel or Poly Drums



Innovative seal system. Double-sealed bearings with greaseable shaft seals. Specially designed seep hole protects bearings and warns when seal needs replacement.



Built to last. Heavy duty safety grid with auto-open safety bar. Built-in bag cutter. High strength cast iron paddle arms with rubber blades provide a clean, uniform mix.

Wider dump shoot for faster, easier pours.



Less vibration. Engine is mounted solid to base, minimizing vibration. The engine sits level — important when checking oil.



Convenient, easy operating engine engagement lever.

Thick tubular steel reinforced frame resists damage, provides superior strength and proper dumping clearance.



Double V-belt/gear drive. Idler wheel provides easy, positive engagement. Allows larger, heavier mixes. Cast-steel pulleys increase durability.



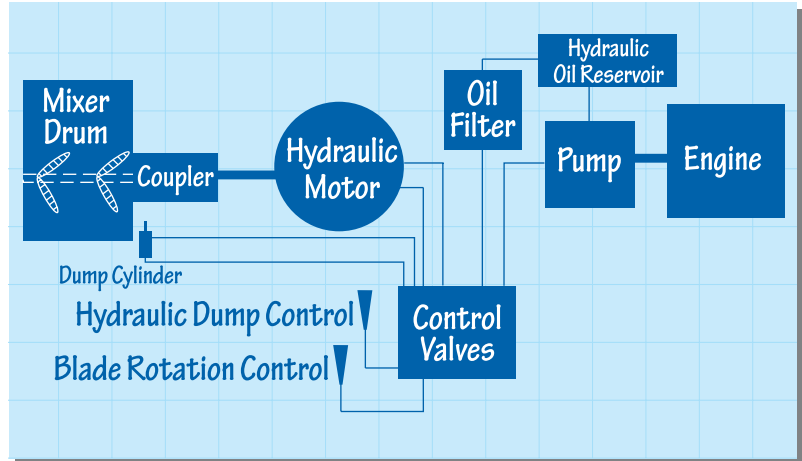
Hydraulic Drive Mixers

12-cu.ft. Plaster/Mortar Mixers • Steel or Poly Drums

Setting the standard for innovation and dependability!

Hydraulic drive...

- **Mixes larger, heavier loads** — ideal for high production requirements and lower slump mixes.
- **Hydraulic dump system** — allows high production with minimal operator fatigue (optional).
- **Greatly reduced maintenance** — no mechanical gears or clutches.
- **Built-in hydraulic safety relief system** — immediately disengages itself in case an object becomes wedged in the drum. Automatically resets when problem is corrected.



Rugged 14 gauge steel engine cover with punched pressed ventilation openings for increased cooling and added strength.

EasyClean™ polyethylene drums. (Steel drums also available.)

High-strength cast-iron paddle arms with wiper blades for a clean, uniform mix.

Heavy-duty safety grate with built-in bag cutter.

Durable paddle shaft of 1 3/4" square hardened steel. Double-sealed bearings with eight spring loaded greaseable shaft seals.

Heavy-duty removable tow tongue made of tough schedule 80 steel.

Dual controls — mixing blades and optional hydraulic dump.

Solid 1 5/8" square axle with large B78x13" tires for smooth towing. Suspension springs standard — less bounce, less sway.

Available with loop coupler, 2" ball coupler or pin-type coupler.

Model WM120PH (12 cu. ft.) — hydraulic drive, optional hydraulic dump, EasyClean drum — available with steel drum





Mechanical Drive Mixers

12-cu.ft. Plaster/Mortar Mixers • Steel or Poly Drums

Whiteman mixes larger, stiffer loads!



Drive gear and multiple-disc clutch are immersed in oil and fully protected for long, trouble-free life.

Mechanical drive...

- Ideal for high production.
- **Reduced maintenance** — hardened drive gear and multiple disc clutch are immersed in oil and fully protected for long, trouble-free life.
- **Elimination of high-wear components** — V-belts, pulleys, and external gears.
- Easily accessible blade engagement lever.



Totally enclosed transmission eliminates wear due to dust contamination.

Rugged 14-gauge steel engine covers with punched ventilation openings for increased cooling and added strength.

High-strength cast-iron paddle arms with wiper blades for a clean, uniform mix.

Heavy-duty safety grate with built-in bag cutter.

Durable paddle shaft of 1 3/4" square hardened steel. Double-sealed bearings with eight spring loaded greaseable shaft seals.

Heavy-duty removable tow tongue made of tough schedule 80 steel.

Solid 1 5/8" square axle with large B78x13" tires for smooth towing. Suspension springs standard — less bounce, less sway.

Available with loop coupler, 2" ball coupler or pin-type coupler.

Model WM120SM (12 cu. ft.) — mechanical drive, manual dump, steel drum — available with EasyClean drum





Whiteman Concrete Mixers

4-, 6- and 9-cu.ft. • Steel or Poly Drums


The ultimate in heavy-duty concrete mixers.

Available in 4-, 6- and 9-cubic foot capacities, with your choice of power and drum materials.*



Model WC94P
(9 cu. ft.)

EasyClean models feature polyethylene drums.



Easy loading drum — wider and lower.

Steel or EasyClean polyethylene drums.*

Multi-position dump latch.

Heavy-duty one-piece cast iron ring gear for longer life.

Oversized dump wheel — easier to discharge material.

Available with loop coupler, 2" ball coupler or pin-type coupler.

Heavy-duty retractable tow tongue made of tough schedule 80 steel.

Rugged 14-gauge steel engine covers with punched ventilation openings for increased cooling and added strength.

Axle springs for less bounce, less sway.**

Large B78x13" tires for smooth towing to your job.

Model WC94S (9 cu. ft.)

* 4-cubic foot models available with steel drums only.

** Axle springs not available on 4-cubic foot models.



Whiteman EasyClean™ Mixers

7-, 9- and 12-cu.ft. Plaster/Mortar Mixers • 6- and 9-cu.ft. Concrete Mixers

EasyClean makes all the difference...

BEFORE



In all standard steel drum mixers, this dried concrete could be a nightmare to clean out...

AFTER



...but not with an EasyClean mixer! A few taps with a rubber mallet and the dried concrete falls right out!

Our innovative EasyClean mixers incorporate polyethylene drums to put an end to clean up problems.

If a load of material is allowed to dry in a steel-drum mixer, removing that material may take several hours — and more often than not, drums can be dented or damaged in the process.

Our tough polyethylene drums can be cleaned in minutes. A tap with a rubber mallet does the job — without dents, rust or cracks!



Model WC94P (9 cu. ft.)



Model WM120PH (12 cu. ft.)



EasyClean available in Plaster/Mortar and Concrete Mixers.

Whiteman Mixers — Specifications

Plaster/Mortar Mixers — Poly-Drum Models

Model	WM70P	WM90P	WM120PM (Mechanical)	WM120PH (Hydraulic)
Capacity — cu.ft. (liters)	7 (93)	9 (248)	12 (340)	12 (340)
Capacity — bags	1½ to 2½	2½ to 3½	3½ to 4	3½ to 4
Power Sources	1.5 HP 1ø 115/230V Electric 5.5 HP Honda 8 HP Honda	3 HP 1ø 230V Electric 8 HP Honda	5 HP 1ø 230V Electric 5 HP 3ø 230/460V Electric 11 HP Honda	5 HP 1ø 230V Electric 5 HP 3ø 230/460V Electric 13 HP Honda
Drum Material	Polyethylene	Polyethylene	Polyethylene	Polyethylene
Average weight* — lbs. (kg)	690 (313)	785 (356)	1,090 (494)	1,010 (454)
Length w/tongue x W x H — in. (cm)	98x50x56 (248x127x142)	98x50x59 (248x127x150)	82x51x60 (208x130x152)	82x51x60 (208x130x152)
Height including handle — in. (cm)	73 (185)	77 (196)	75 (191)	75 (191)
Discharge height — in. (cm)	21 (53)	21 (53)	17 (43)	17 (43)
Drive	V-Belt/Gear	V-Belt/Gear	Mechanical	Hydraulic
Dump Action	Manual	Manual	Manual	Manual (Optional hydraulic dump)

Plaster/Mortar Mixers — Steel-Drum Models

Model	WM70S	WM90S	WM120SM (Mechanical)	WM120SH (Hydraulic)
Capacity — cu.ft. (liters)	7 (93)	9 (248)	12 (340)	12 (340)
Capacity — bags	1½ to 2½	2½ to 3½	3½ to 4	3½ to 4
Power Sources	1.5 HP 1ø 115/230V Electric 5.5 HP Honda 8 HP Honda	3 HP 1ø 230V Electric 8 HP Honda	5 HP 1ø 230V Electric 5 HP 3ø 230/460V Electric 11 HP Honda	5 HP 1ø 230V Electric 5 HP 3ø 230/460V Electric 13 HP Honda
Drum Material	Steel	Steel	Steel	Steel
Average weight* — lbs. (kg)	690 (313)	785 (356)	1,090 (494)	1,010 (454)
Length w/tongue x W x H — in. (cm)	98x50x56 (248x127x142)	98x50x59 (248x127x150)	82x51x60 (208x130x152)	82x51x60 (208x130x152)
Height including handle — in. (cm)	73 (185)	77 (196)	75 (191)	75 (191)
Discharge height — in. (cm)	21 (53)	21 (53)	17 (43)	17 (43)
Drive	V-Belt/Gear	V-Belt/Gear	Mechanical	Hydraulic
Dump Action	Manual	Manual	Manual	Manual (Optional hydraulic dump)

Concrete Mixers — Steel- and Poly-Drum Models

Model	Steel Drum Models			Polyethylene Drum Models	
	MC44S	MC64S	MC94S	MC64P	MC94P
Capacity — cu.ft. (liters)	4 (110)	6 (165)	9 (248)	6 (165)	9 (248)
Capacity — bags	½	½	1	½	1
Power Sources	0.5 HP 1ø 115V Elect. 4 HP Honda	1.5 HP 1ø 115/230V Elect. 5.5 HP Honda 8 HP Honda	1.5 HP 1ø 115/230V Elect. 8 HP Honda	1.5 HP 1ø 115/230V Elect. 5.5 HP Honda 8 HP Honda	1.5 HP 1ø 115/230V Elect. 8 HP Honda
Average weight* — lbs. (kg)	495 (225)	685 (311)	810 (367)	685 (311)	800 (363)
Length w/tongue x W x H — in. (cm)	87x51x54 (221x130x137)	102X51X59 (259X130X150)	106x51x63 (269x130x160)	102X51X59 (259X130X150)	106x51x63 (269x130x160)
Discharge height — in. (cm)	23 (58)	23 (58)	23 (58)	23 (58)	23 (58)
Drum opening — in. (cm)	17.5 (44)	19 (48)	21 (53)	19 (48)	21 (53)
Drum depth — in. (cm)	26 (66)	29 (74)	31 (79)	29 (74)	31 (79)
Tires	B78x13	B78x13	B78x13	B78x13	B78x13
Drive	V-Belt	V-Belt	V-Belt	V-Belt	V-Belt
Dump Action	Manual	Manual	Manual	Manual	Manual

* Mixer weight shown is an average; exact weight is dependent upon power source.

All mixers available with loop coupler, 2" ball coupler or pin-type coupler. Heavy duty safety chains are included.



All features and specifications are subject to change without notice.

Your Multiquip dealer is:



MULTIQUIP INC.
POST OFFICE BOX 6254
CARSON, CA 90749
310-537-3700 • 800-421-1244
FAX: 310-537-3927
E-MAIL: mq@multiquip.com
www.multiquip.com